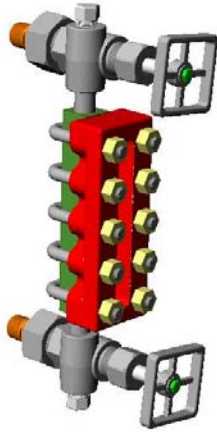



# INFERNO MFG. CORP.

[www.InfernoMfg.com](http://www.InfernoMfg.com)

## Gage-Valve Assembly Orientation



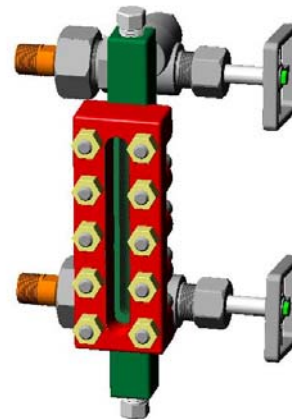
**Figure 4-1** (end connected gage body)  
Vessel connection made  
behind Gage Face



**Figure 4-2** (end connected gage body)  
Vessel connection made  
90° to Gage Face



**Figure 5-3** (side ports on gage body)  
Vessel connection made  
behind Gage Face



**Figure 5-4** (back ports on gage body)  
Vessel connection made  
90° to Gage Face