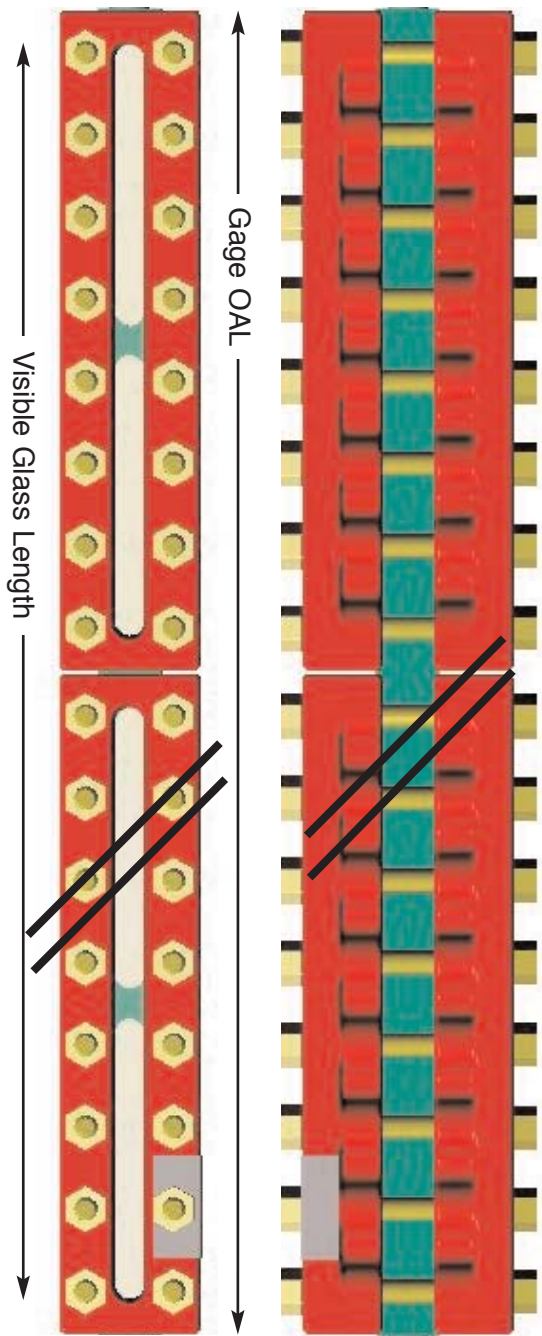
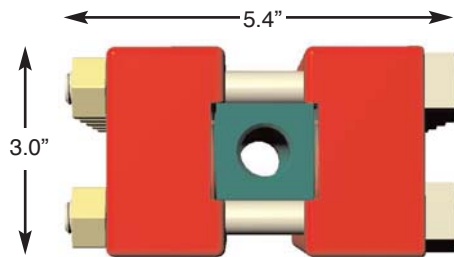


T100 Series See-Through Sight Glass Level Gage




Model No.	Visible Length (In)	Overall Length (In)	Weight (Lbs)	Pressure Ratings (except for Steam), PSI					
				100°F	200° F	300° F	400° F	500° F	600° F
				Max. Recommended Steam Service: 450 WSP or 457°F Superheated with MICA protection					
T100-13	5.75	7.25	17	2130	2060	1990	1900	1770	1650
T100-14	6.75	8.25	19	1950	1880	1820	1730	1620	1430
T100-15	7.875	9.375	21	1750	1700	1640	1570	1460	1300
T100-16	9.125	10.625	24	1560	1510	1460	1400	1300	1160
T100-17	10.25	11.75	27	1380	1330	1280	1230	1200	1020
T100-18	11.875	13.375	30	1200	1150	1102	1070	990	880
T100-19	12.625	14.125	32	1000	970	930	890	830	750
T100-24	15	16.5	38	1950	1880	1820	1730	1620	1430
T100-25	17.25	18.75	43	1750	1700	1640	1570	1460	1300
T100-26	19.75	21.25	49	1560	1510	1460	1400	1300	1160
T100-27	22	23.5	53	1380	1330	1280	1230	1200	1020
T100-28	25.25	26.75	61	1200	1150	1102	1070	990	880
T100-29	26.75	28.25	64	1000	970	930	890	830	750
T100-36	30.375	31.875	73	1560	1510	1460	1400	1300	1160
T100-37	33.75	35.25	80	1380	1330	1280	1230	1200	1020
T100-38	38.625	40.125	91	1200	1150	1102	1070	990	880
T100-39	40.875	42.375	96	1000	970	930	890	830	750
T100-47	45.5	47	107	1380	1330	1280	1230	1200	1020
T100-48	52	53.5	121	1200	1150	1102	1070	990	880
T100-49	55	56.5	128	1000	970	930	890	830	750
T100-57	57.25	58.75	133	1380	1330	1280	1230	1200	1020
T100-58	65.375	66.875	152	1200	1150	1102	1070	990	880
T100-59	69.125	70.625	160	1000	970	930	890	830	750
T100-68	78.75	80.25	182	1200	1150	1102	1070	990	880
T100-69	83.25	84.75	192	1000	970	930	890	830	750
T100-78	92.125	93.625	212	1200	1150	1102	1070	990	880
T100-79	97.375	98.875	224	1000	970	930	890	830	750
T100-88	105.5	107	243	1200	1150	1102	1070	990	880
T100-89	111.5	113	256	1000	970	930	890	830	750
T100-98	118.875	120.375	273	1200	1150	1102	1070	990	880
T100-99	125.625	127.125	288	1000	970	930	890	830	750
T100-108	132.25	133.75	303	1200	1150	1102	1070	990	880
T100-109	139.75	141.25	320	1000	970	930	890	830	750

Use See-Through style for liquid-liquid INTERFACE applications



End Connection

- 1/2" F-NPT standard
- 3/4" F-NPT optional



MATERIALS

- all steel construction
- wetted per NACE
- alloy steel bolting
- tempered borosilicate glass
- non-asbestos seal and cushion gasket
- optional mat'l's available