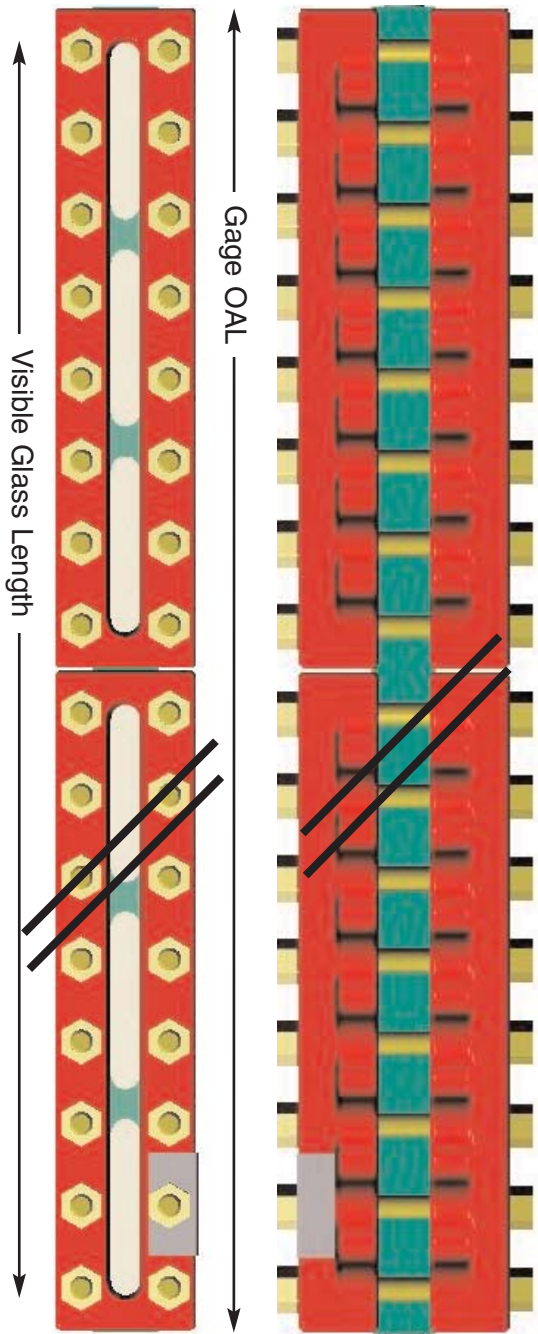


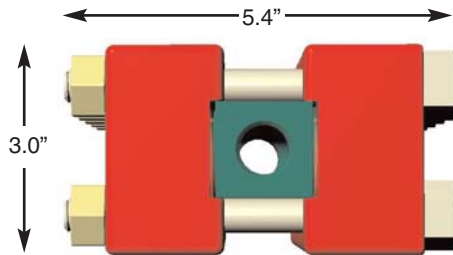
# T200 Series See-Through Sight Glass Level Gage



| Model No. | Visible Length<br>(In) | Overall Length<br>(In) | Weight<br>(Lbs) |
|-----------|------------------------|------------------------|-----------------|
| T200-13   | 5.75                   | 7.25                   | 17              |
| T200-14   | 6.75                   | 8.25                   | 19              |
| T200-15   | 7.875                  | 9.375                  | 21              |
| T200-16   | 9.125                  | 10.625                 | 24              |
| T200-17   | 10.25                  | 11.75                  | 27              |
| T200-18   | 11.875                 | 13.375                 | 30              |
| T200-19   | 12.625                 | 14.125                 | 32              |
| T200-24   | 15                     | 16.5                   | 38              |
| T200-25   | 17.25                  | 18.75                  | 43              |
| T200-26   | 19.75                  | 21.25                  | 49              |
| T200-27   | 22                     | 23.5                   | 53              |
| T200-28   | 25.25                  | 26.75                  | 61              |
| T200-29   | 26.75                  | 28.25                  | 64              |
| T200-36   | 30.375                 | 31.875                 | 73              |
| T200-37   | 33.75                  | 35.25                  | 80              |
| T200-38   | 38.625                 | 40.125                 | 91              |
| T200-39   | 40.875                 | 42.375                 | 96              |
| T200-47   | 45.5                   | 47                     | 107             |
| T200-48   | 52                     | 53.5                   | 121             |
| T200-49   | 55                     | 56.5                   | 128             |
| T200-57   | 57.25                  | 58.75                  | 133             |
| T200-58   | 65.375                 | 66.875                 | 152             |
| T200-59   | 69.125                 | 70.625                 | 160             |
| T200-68   | 78.75                  | 80.25                  | 182             |
| T200-69   | 83.25                  | 84.75                  | 192             |
| T200-78   | 92.125                 | 93.625                 | 212             |
| T200-79   | 97.375                 | 98.875                 | 224             |
| T200-88   | 105.5                  | 107                    | 243             |
| T200-89   | 111.5                  | 113                    | 256             |
| T200-98   | 118.875                | 120.375                | 273             |
| T200-99   | 125.625                | 127.125                | 288             |
| T200-108  | 132.25                 | 133.75                 | 303             |
| T200-109  | 139.75                 | 141.25                 | 320             |

| Pressure Ratings (except for Steam), PSI                                             |        |        |        |        |        |
|--------------------------------------------------------------------------------------|--------|--------|--------|--------|--------|
| Max. Recommended Steam Service:<br>450 WSP or 457°F Superheated with MICA protection |        |        |        |        |        |
| 100°F                                                                                | 200° F | 300° F | 400° F | 500° F | 600° F |
| 2750                                                                                 | 2610   | 2480   | 2310   | 2170   | 1870   |
| 2630                                                                                 | 2500   | 2360   | 2200   | 2030   | 1780   |
| 2500                                                                                 | 2380   | 2230   | 2100   | 1980   | 1700   |
| 2380                                                                                 | 2250   | 2130   | 1990   | 1840   | 1610   |
| 2240                                                                                 | 2140   | 2000   | 1880   | 1750   | 1540   |
| 2130                                                                                 | 2020   | 1890   | 1770   | 1650   | 1430   |
| 2000                                                                                 | 1900   | 1780   | 1670   | 1550   | 1350   |
| 2630                                                                                 | 2500   | 2360   | 2200   | 2030   | 1780   |
| 2500                                                                                 | 2380   | 2230   | 2100   | 1980   | 1700   |
| 2380                                                                                 | 2250   | 2130   | 1990   | 1840   | 1610   |
| 2240                                                                                 | 2140   | 2000   | 1880   | 1750   | 1540   |
| 2130                                                                                 | 2020   | 1890   | 1770   | 1650   | 1430   |
| 2000                                                                                 | 1900   | 1780   | 1670   | 1550   | 1350   |
| 2380                                                                                 | 2250   | 2130   | 1990   | 1840   | 1610   |
| 2240                                                                                 | 2140   | 2000   | 1880   | 1750   | 1540   |
| 2130                                                                                 | 2020   | 1890   | 1770   | 1650   | 1430   |
| 2000                                                                                 | 1900   | 1780   | 1670   | 1550   | 1350   |
| 2240                                                                                 | 2140   | 2000   | 1880   | 1750   | 1540   |
| 2130                                                                                 | 2020   | 1890   | 1770   | 1650   | 1430   |
| 2000                                                                                 | 1900   | 1780   | 1670   | 1550   | 1350   |
| 2130                                                                                 | 2020   | 1890   | 1770   | 1650   | 1430   |
| 2000                                                                                 | 1900   | 1780   | 1670   | 1550   | 1350   |
| 2130                                                                                 | 2020   | 1890   | 1770   | 1650   | 1430   |
| 2000                                                                                 | 1900   | 1780   | 1670   | 1550   | 1350   |
| 2130                                                                                 | 2020   | 1890   | 1770   | 1650   | 1430   |
| 2000                                                                                 | 1900   | 1780   | 1670   | 1550   | 1350   |
| 2130                                                                                 | 2020   | 1890   | 1770   | 1650   | 1430   |
| 2000                                                                                 | 1900   | 1780   | 1670   | 1550   | 1350   |


Use See-Thru style for liquid-liquid INTERFACE applications



**End Connection**

- 1/2" F-NPT standard
- 3/4" F-NPT optional

Cross ties in the vision windows are shown here. T200 series gage body (liquid chamber) contains two cross ties per window; cross tie is undercut 0.1" deep for liquid passage against the glass and drilled through 9/16" diameter



## MATERIALS

- all steel construction
- wetted per NACE
- alloy steel bolting
- tempered borosilicate glass
- grafoil seal and non-asbestos cushion gasket
- optional mat'ls available