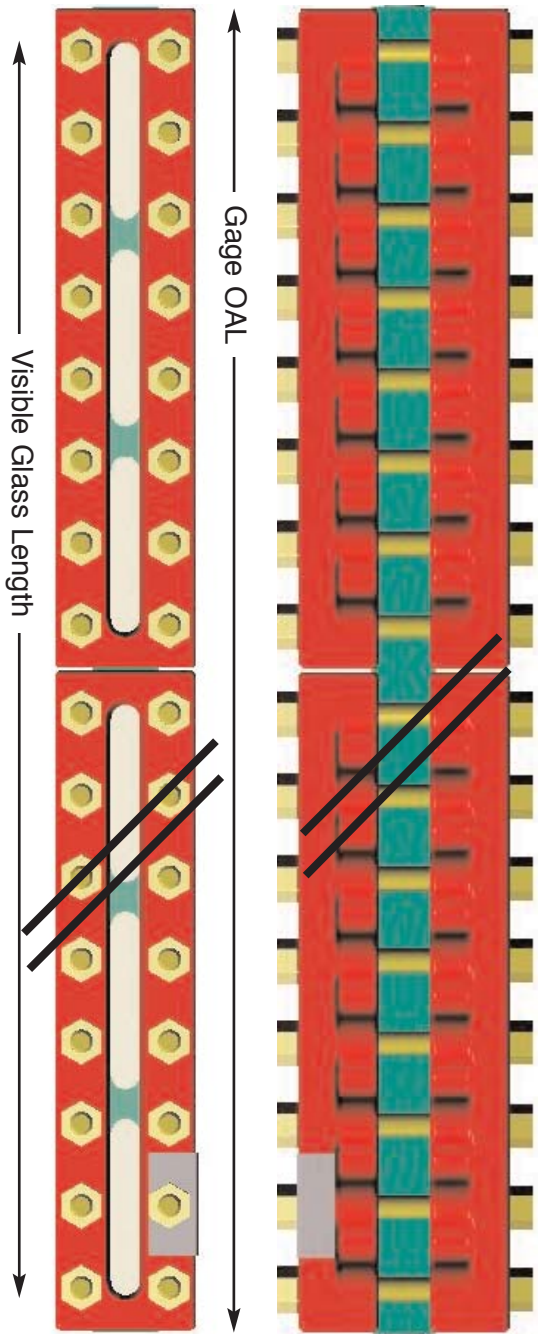
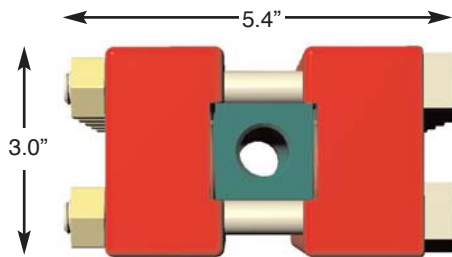


T200 Series See-Through Sight Glass Level Gage



Model No.	Visible Length (In)	Overall Length (In)	Weight (Lbs)	Pressure Ratings (except for Steam), PSI								
				100°F	200° F	300° F	400° F	500° F	600° F			
							Max. Recommended Steam Service: 450 WSP or 457°F Superheated with MICA protection					
T200-13	5.75	7.25	17	2750	2610	2480	2380	2170	1870			
T200-14	6.75	8.25	19	2630	2500	2630	2200	2030	1780			
T200-15	7.875	9.375	21	2500	2380	2230	2100	1980	1700			
T200-16	9.125	10.625	24	2380	2250	2130	1990	1840	1610			
T200-17	10.25	11.75	27	2240	2140	2000	1880	1750	1540			
T200-18	11.875	13.375	30	2130	2020	1890	1770	1650	1430			
T200-19	12.625	14.125	32	2000	1900	1780	1670	1550	1350			
T200-24	15	16.5	38	2630	2500	2630	2200	2030	1780			
T200-25	17.25	18.75	43	2500	2380	2230	2100	1980	1700			
T200-26	19.75	21.25	49	2380	2250	2130	1990	1840	1610			
T200-27	22	23.5	53	2240	2140	2000	1880	1750	1540			
T200-28	25.25	26.75	61	2130	2020	1890	1770	1650	1430			
T200-29	26.75	28.25	64	2000	1900	1780	1670	1550	1350			
T200-36	30.375	31.875	73	2380	2250	2130	1990	1840	1610			
T200-37	33.75	35.25	80	2240	2140	2000	1880	1750	1540			
T200-38	38.625	40.125	91	2130	2020	1890	1770	1650	1430			
T200-39	40.875	42.375	96	2000	1900	1780	1670	1550	1350			
T200-47	45.5	47	107	2240	2140	2000	1880	1750	1540			
T200-48	52	53.5	121	2130	2020	1890	1770	1650	1430			
T200-49	55	56.5	128	2000	1900	1780	1670	1550	1350			
T200-57	57.25	58.75	133	2240	2140	2000	1880	1750	1540			
T200-58	65.375	66.875	152	2240	2140	2000	1880	1750	1540			
T200-59	69.125	70.625	160	2130	2020	1890	1770	1650	1430			
T200-68	78.75	80.25	182	2240	2140	2000	1880	1750	1540			
T200-69	83.25	84.75	192	2130	2020	1890	1770	1650	1430			
T200-78	92.125	93.625	212	2240	2140	2000	1880	1750	1540			
T200-79	97.375	98.875	224	2130	2020	1890	1770	1650	1430			
T200-88	105.5	107	243	2240	2140	2000	1880	1750	1540			
T200-89	111.5	113	256	2130	2020	1890	1770	1650	1430			
T200-98	118.875	120.375	273	2240	2140	2000	1880	1750	1540			
T200-99	125.625	127.125	288	2130	2020	1890	1770	1650	1430			
T200-108	132.25	133.75	303	2240	2140	2000	1880	1750	1540			
T200-109	139.75	141.25	320	2130	2020	1890	1770	1650	1430			


Use See-Thru style for liquid-liquid INTERFACE applications



End Connection

- 1/2" F-NPT standard
- 3/4" F-NPT optional

Cross ties in the vision window are shown in front view but not shown in sectional views; T200 series gage body (liquid chamber) contains two cross ties per window; cross tie is undercut 0.1" deep for liquid passage against the glass and drilled through 1/2" diameter



MATERIALS

- all steel construction
- wetted per NACE
- alloy steel bolting
- tempered borosilicate glass
- non-asbestos seal and cushion gasket
- optional mat'l's available