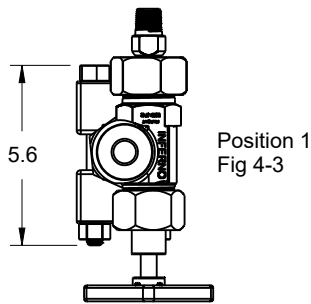
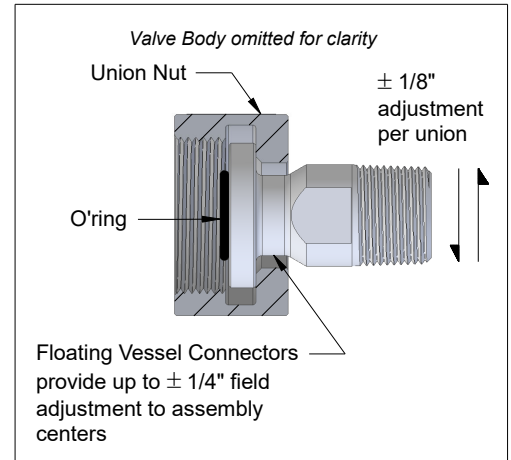
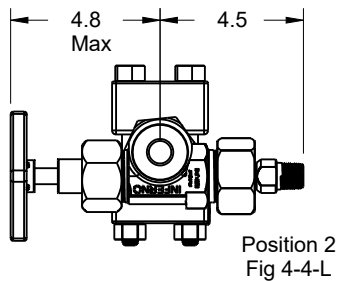
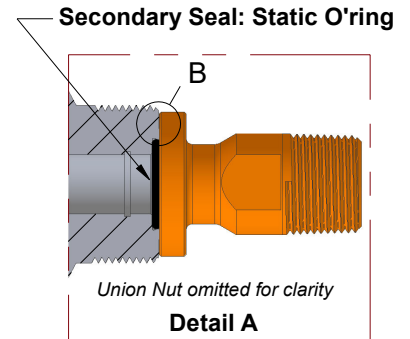


(D = nipple OAL + 2.4")

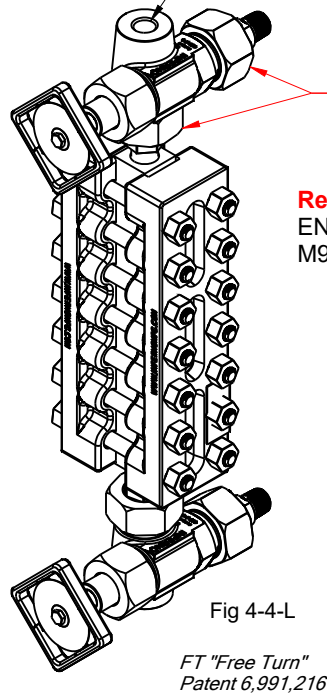
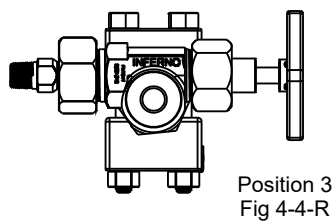
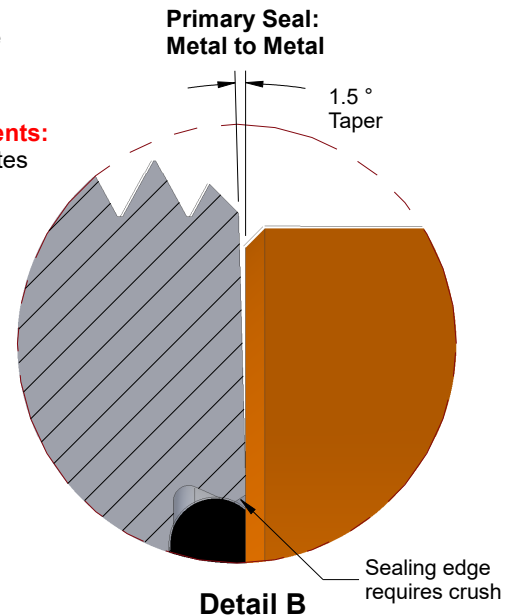


Cleaning brush access port
Minimum bore thru LG is .59" Ø



Double Union type Gage Valve

Reference Documents:
EN.RT-D4, Eng. Notes
M991980, MOC



General Arrangement Drawing
Level Gage & Gage Valve Combo

Transparent Style: T100 / T200
Level Gage, End Connected
Gage Valves, Double Union: FT25
Assembly Orientation: Fig. 4-3, 4-4

All dimensions in Inches

Inferno Manufacturing Corporation

115 Ricou St. Shreveport, LA USA 71107
T (318) 221-8454 F (318) 222-4106

<http://www.infernomfg.com/>

inferno@infernomfg.com

Drawing No: **GA.TD - SWIVEL**

Drawing Date: 7/4/2019

Revision: B

Rev Date: 7/14/2020

© 2019 Inferno Mfg Corp

Sheet: 1/1